



COUNTERTOPS & FLOORING


by Traditional Designs™

EDGE SELECTION SHEET

2cm


GROUP I T20

 3/4" Straight Edge


GROUP II V20

 3/4" Bullnose


E20

 3/4" Bevel


B20


 3/4" Demi-Bullnose


GROUP III F20

 3/4" Ogee


T40

 1 1/2" Straight Edge


C20

 3/4" Chiseled

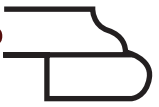
P20

 3/4" Pencil


GROUP IV V40

 1 1/2" Bullnose

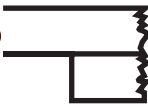
E40

 1 1/2" Bevel


W40

 1 1/2" Waterfall

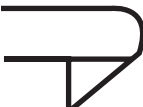
B40S

 1 1/2" Demi-Bullnose


GROUP V FV40

 1 1/2" Ogee Bullnose

FG40

 1 1/2" Ogee


C40

 1 1/2" Chiseled

P40

 1 1/2" Pencil

K40

 1 1/2" Knife

EE40

 1 1/2" Double Bevel

3cm


GROUP VI T30

 1 1/4" Straight Edge


GROUP VII V30

 1 1/4" Bullnose

E30

 1 1/4" Bevel

W30

 1 1/4" Waterfall

B30S

 1 1/4" Demi-Bullnose